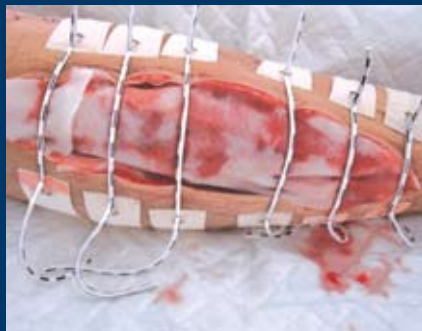


Primary closure with elastic traction.

Case photo courtesy of Dr. J.A.C. Gazendam MD PhD FECS, Trauma Surgeon, Netherlands.

ABRA® Adhesive Skin Closure

- > Achieves primary closure
- > Eliminates graft and donor site
- > Applies painlessly at bedside
- > Ideal for outpatient use
- > Unobstructed dressing changes and wound inspections



ABRA® Adhesive Skin Closure
Because nothing beats a primary closure.

www.justcloseit.com

ABRA® systems:

- > Abdominal Wall Closure
- > Surgical Skin Closure
- > **Adhesive Skin Closure**

CANICA® 1-800-705-8312
1-613-256-0350
www.canica.com

ABRA[®] Adhesive Skin Closure

A Dynamic Wound Closure System

What it does:

ABRA[®] Adhesive Skin Closure provides non-invasive skin closure of retracted skin defects, leaving nothing behind except a sound primary repair.

Indications:

ABRA[®] Adhesive Skin Closure is indicated for closure of retracted skin defects including, but not limited to, fasciotomies, compound fracture wounds, dehisced wounds, pediatric wounds, infected wounds (when ready), pre-surgical skin expansion and for reinforcing high-tension closures.

Why it is used:

Benefits:

- Achieves primary closure
- Enables primary closure after defect excisions
- Prevents dehiscence
- Eliminates need for grafts or flaps
- Improves cosmesis

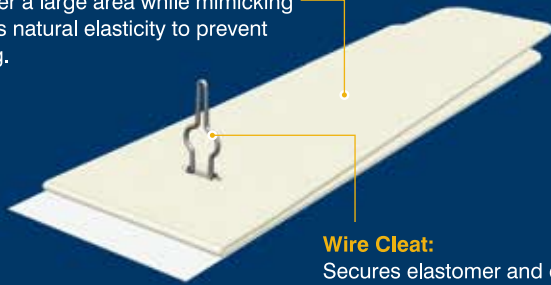
Features:

- Reduces LOS and OR procedures
- Typically applied at bedside
- Promotes patient mobility
- Reduces pain
- Ideal for children

Key System Components:

Adhesive Anchor:

Adheres to healthy skin and distributes loads over a large area while mimicking the skin's natural elasticity to prevent blistering.



Wire Cleat:

Secures elastomer and enables easy tension adjustments.

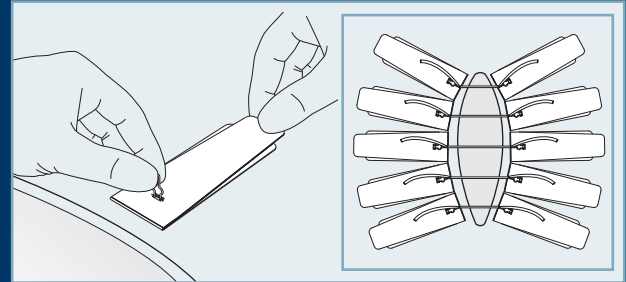


Silicone Elastomer:

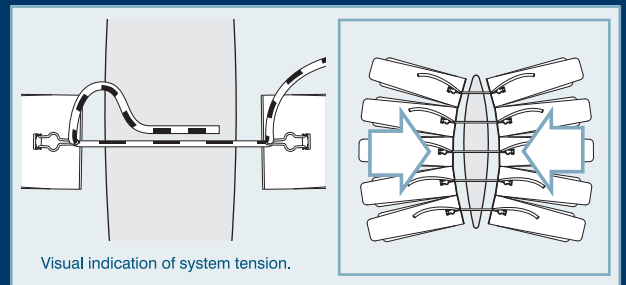
Provides the dynamic force that closes the wound. Stretches to accommodate inflammation, yet releases easily at bedside as required.

How it works:

The ABRA[®] Adhesive Skin Closure system restores the primary closure option for retracted skin defects. Over time this dynamic wound closure system pulls the skin margins together under low tension, closing the wound and accelerating healing. This ABRA system eliminates the need to graft by re-approximating the skin margins, resulting in a primary closure.

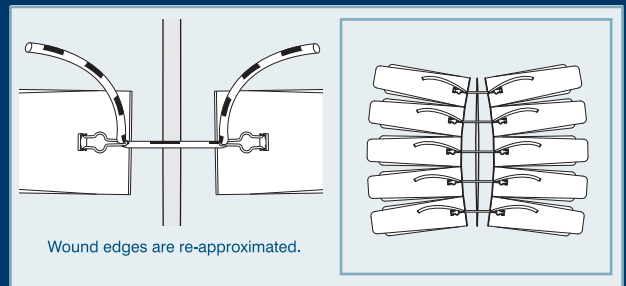


System is applied to retracted wound



Visual indication of system tension.

Tension is set and easily adjusted as wound closes



Wound edges are re-approximated.

Delayed primary closure

Ordering Information

Description	Part Number
ABRA [®] Adhesive Skin Closure Set	CWK04
ABRA [®] Adhesive Skin Closure Set, small	CWM02

US Patent Nos. 7,361,185 & 7,429,265. Other International Patents.

ABRA[®] Adhesive Skin Closure

Because nothing beats a primary closure.

CANICA[®]
www.canica.com

For your local distributor and product ordering information, please contact Customer Service at +1.613.256.0350, toll-free at 1.800.705.8312 (USA and Canada) or online at www.justcloseit.com.